

AC axial fans

A-Range, Ø 350



ebm-papst • Mulfingen

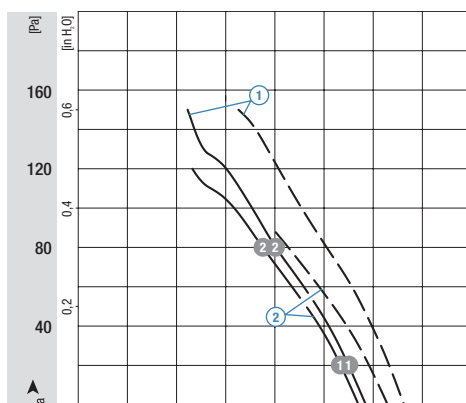
Nominal data		Characteristic	Voltage	Frequency	Air flow	Speed/rpm	Power input	Current draw	Capacitor	Noise level	Max. back pressure	Perm. amb. temp.	Mass
Type	Motor	VAC	Hz	m³/h	min⁻¹	W	A	µF/VDB	dB(A)	Pa	°C	kg	
*4D 350 ⁽¹⁾	M4D068-EC	①	230/400	50	2900	1420	145	0,39	---	69	150	45	3,1
			230/400	60	3300	1620	190	0,36	---	72	150	40	
*4E 350	M4E068-EC	②	230	50	2850	1390	140	0,62	5,0/400	68	120	60	3,1
			230	60	3190	1550	195	0,86	5,0/400	70	90	40	



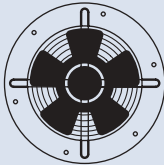
subject to alterations

⁽¹⁾ Current draw established at 400 VAC (Y)

	n [min ⁻¹]	P ₁ [W]
① ①	1405	154
① ②	1390	169
② ①	1375	147
② ②	1345	161

Characteristics



Selection	Cable exit	Direction of air flow			
Type	S/A/B				
*4D 350	S	"V"	A4D350-AA06 -01	S4D350-BA06 -01	W4D350-CA06 -01
		"A"	A4D350-AA06 -02	S4D350-BA06 -02	W4D350-CA06 -02
*4E 350	S	"V"	A4E350-AA06 -01	S4E350-BA06 -01	W4E350-CA06 -01
		"A"	A4E350-AA06 -02	S4E350-BA06 -02	W4E350-CA06 -02

