



SERVO
RECAMBIOS, S.A.



Good Vibrations
*When you need it
Where you need it*

MVE - Standard Range

▶ 2 POLES

3000 - 3600 rpm



- IIS D Ex tD A22 Tx IP66
 - TÜV NORD Statement of Conformity Number TUV05ATEX2768X
 - Equipment and protective system intended for use in potentially explosive atmospheres (Zone 22) - Directive 94/9/EC
 - Compliance with Essential Health and Safety Requirements
 - EN 61241-10

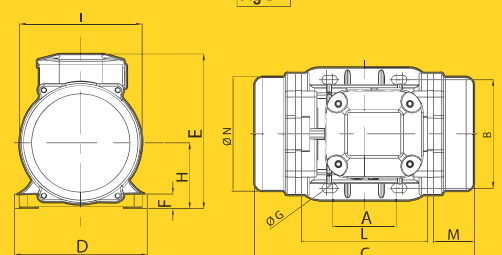
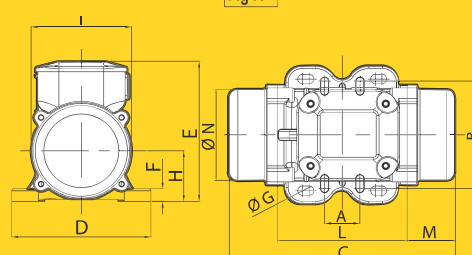
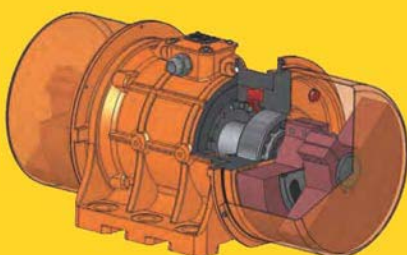
TYPE	Mechanical Features						Electric Features								
	Working moment		FC		Weight		Power		Current		Ia/In		Class/Div.2	Ex	Cable
	Kgcm		Kg		Kg		Kw		A max (Y)				Temp.Class	Temp.Class	
	50Hz	60Hz	50Hz	60Hz	50Hz	60Hz	50 Hz	60 Hz	50 Hz	60 Hz	50Hz	60Hz	(T)	(°C)	Glande
MVE 60/3	1.31	0.98	66	71	4.2		0.08	0.09	0.16	0.18	3.0	3.0	T4	100	M16
MVE 100/3	1.96	1.31	98	95	4.6		0.1	0.11	0.19	0.18	3.0	3.0			
MVE 200/3	3.72	2.61	187	189	7.0		0.18	0.21	0.35	0.35	3,3	3.30	T4	100	M20
MVE 202/3	3.72	2.61	187	189	7.2		0.18	0.21	0.35	0.35	3,3	3.30			
MVE 300/3	6.39	4.46	321	323	9.8		0.27	0.28	0.52	0.45	3.60	3.50	T4	100	M20
MVE 400/3	7.96	5.68	407	411	10.3		0.30	0.36	0.58	0.60	3.50	3.50			
MVE 500/3	10.27	7.38	530	534	15.8		0.50	0.58	0.96	0.97	4.00	4.20	T4	100	M20
MVE 700/3	14.90	10.57	758	765	16.5		0.66	0.75	1.25	1.24	4.30	5.00			
MVE 800/3	15.68	11.06	794	800	20.6		0.75	0.90	1.45	1.50	3.80	3.80	T4	100	M20
MVE 1200/3	20.26	14.00	1005	1013	21.6		0.95	1.15	1.85	1.95	4.40	4.50			
MVE 1300/3	27.58	18.86	1355	1365	22.0		1.30	1.38	2.44	2.25	5.20	5.00	T4	100	M20
MVE 1301/3	27.58	18.86	1355	1365	30.3		1.30	1.38	2.44	2.25	5.20	5.00			
MVE 1310/3	22.34	22.34	1123	1616	30.0		1.30	1.38	2.44	2.25	5.20	5.00	T4	100	M20
MVE 1600/3	31.26	22.22	1601	1608	51.6	51.2	1.57	1.60	2.94	2.61	5.90	6.20			
MVE 2000/3	36.78	27.60	2027	1997	52.8	52.0	2.00	2.10	3.75	3.42	6.50	6.40	T4	135	M25
MVE 2300/3	45.97	31.87	2302	2306	53.6	51.6	2.40	2.45	4.44	3.94	6.00	6.30			
MVE 3200/3	68.10	43.89	3252	3176	103.0	101.4	2.90	2.90	5.30	4.61	8.30	8.20	T4	135	M32
MVE 4000/3	79.40	55.99	4033	4052	107.0	103.8	2.90	2.90	5.30	4.61	8,5	9,7			
MVE 5000/3	103.24	69.76	5009	5048	111.2	105.8	4.00	4.00	7.22	6.28	8.50	9.80	T4	135	M32

TYPE	Mechanical Features						Electric Features								
	Working moment		FC		Weight		Power		Current		Ia/In		Class/Div.2	Ex	Cable
	Kgcm		Kg		Kg		Kw		A max (Δ)				Temp.Class	Temp.Class	
	50Hz	60Hz	50Hz	60Hz	50Hz	60Hz	50 Hz	60 Hz	50 Hz	60 Hz	50Hz	60Hz	(T)	(°C)	Glande
MVE 6500/3	129.55	90.54	6510	6552	228.4	229.6	5.50	5.50	9.5	8	4.20	5.30	T4	135	M32
MVE 9000/3	179.59	129.55	9025	9375	240.3	234.7	10.00	9.30	14.00	18.00	5.00	5.00			

(*)=Working moment=2static moment

Fig A

Fig B



CE Declaration of conformity type A according to:
-73/23/EEC-2006/42/CE-EN60034-1

ETL - Class II Div.2 Group F,G - T4 - NEMA 4
- Conform to UL 1836, UL1004 Cert. CSA C22.2 NO100, NO145
- Intertek ETL - SEMCO File Number 3177001



TYPE	Dimensional Features																
	FIG.	Size	C (mm)		M (mm)		A (mm)	B (mm)	ØG (mm)	Holes n°	D (mm)	E (mm)	F (mm)	H (mm)	I (mm)	L (mm)	N (mm)
			50Hz	60Hz	50Hz	60Hz											
MVE 60/3	A	10	211		45	*	*	*	4	130	136	12	48	94	121	85	
MVE 100/3	A	10	211		45	*	*	*	4	130	136	12	48	94	121	85	
MVE 200/3	B	20	219		41	62-74	106	9	4	131	159	15	64	121	123	112	
MVE 202/3	G	23	218		53	**	**	**	4	164	140	25	82	116	159	110	
MVE 300/3	C	30	260		43	***	***	***	4	154	175	15	79	142	163	131	
MVE 400/3	C	30	260		43	***	***	***	4	154	175	15	79	142	163	131	
MVE 500/3	D	40	338		75	105	140	13	4	168	196	22	92	169	178	158	
MVE 700/3	D	40	338		75	105	140	13	4	168	196	22	92	169	178	158	
MVE 800/3	D	50	311		47	120	170	17	4	208	210	22	94	180	205	170	
MVE 1200/3	D	50	311		47	120	170	17	4	208	210	22	94	180	205	170	
MVE 1300/3	D	50	321		47	120	170	17	4	208	210	22	94	180	205	170	
MVE 1301/3	D	53	321		47	100	180	17	4	236	210	26	98	180	205	170	
MVE 1310/3	D	55	321		47	100	200	17	4	236	210	26	98	180	205	170	
MVE 1600/3	D	60	418		83	140	190	17	4	229	247	30	120	247	220	222	
MVE 2000/3	D	60	418		83	140	190	17	4	229	247	30	120	247	220	222	
MVE 2300/3	D	60	418		83	140	190	17	4	229	247	30	120	247	220	222	
MVE 3200/3	D	75	538		115	155	255	25	4	302	318	35	147	295	273	264	
MVE 4000/3	D	75	538		115	155	255	25	4	302	318	35	147	295	273	264	
MVE 5000/3	D	75	588	538	140	115	155	255	25	4	302	318	35	147	295	273	264

Fig A

A	B	ØG
mm	mm	mm
* 62-74	106	9
33	83-102	7

Fig G

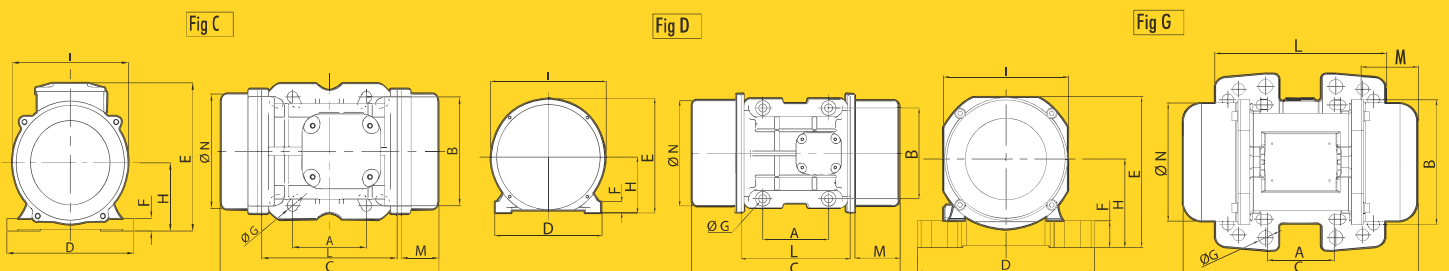
A	B	ØG
mm	mm	mm
** 62-74	106	9
65	140	13
115	135	11
135	115	11

TYPE	Dimensional Features																
	FIG.	Size	C (mm)		M (mm)		A (mm)	B (mm)	ØG (mm)	Holes n°	D (mm)	E (mm)	F (mm)	H (mm)	I (mm)	L (mm)	N (mm)
			50Hz	60Hz	50Hz	60Hz											
MVE 6500/3	D	85	605		120	200	320	28	4	385	410	49	199	421	325	378	
MVE 9000/3	D	85	605		120	200	320	28	4	385	410	49	199	421	325	378	

Fig C

A	B	ØG
mm	mm	mm
*** 80	110	11
90	125	13
124	110	11
135	115	11

NOTE: Dimensions with coarse degree of accuracy related to UN22768/1



MVE - Standard Range

▶ 4 POLES

1500 - 1800 rpm

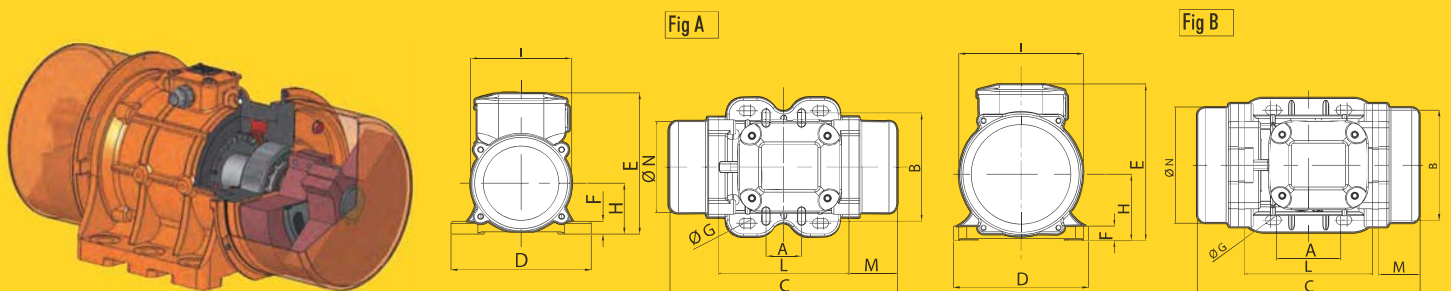


- IIB D Ex tD A22 Tx IP66
 - TÜV NORD Statement of Conformity Number TUV05ATEX2768X
 - Equipment and protective system intended for use in potentially explosive atmospheres (Zone 22) - Directive 94/9/EC
 - Compliance with Essential Health and Safety Requirements
 - EN 61241-10

TYPE	Mechanical Features						Electric Features								
	Working moment		FC		Weight		Power		Current		Ia/In		Class Div.2	Ex	Cable
	Kgcm		Kg		Kg		Kw		A max (Y)				Temp. Class	Temp. Class	
	50Hz	60Hz	50Hz	60Hz	50Hz	60Hz	50 Hz	60 Hz	50 Hz	60 Hz	50Hz	60Hz	(T)	(°C)	Glande
MVE 40/15	2.13	1.47	27	27	4.6		0.04	0.05	0.31	0.31	1.00	1.00	T4	100	M16
MVE 90/15	5.97	4.2	75	76	7.4		0.09	0.1	0.26	0.25	1.00	1.00	T4	100	M20
MVE 200/15	15.44	10.83	194	196	11.8		0.16	0.17	0.49	0.50	1.00	1.00	T4	100	M20
MVE 400/15	33.43	23.38	420	423	19.5		0.30	0.35	0.84	0.86	2.50	2.50	T4	100	M20
MVE 500/15	40.12	28.08	504	508	21.0		0.35	0.40	1.06	1.09	2.80	2.70		100	M20
MVE 300/15	26.58	18.60	334	336	22.5		0.62	0.73	1.32	1.41	3.00	3.20	T4	100	M20
MVE 700/15	56.83	39.36	714	712	27.4		0.62	0.73	1.32	1.41	3.00	3.20		100	M20
MVE 1100/15	88.67	62.02	1114	1122	35.8		0.65	0.78	1.50	1.70	3.80	3.80	T4	100	M20
MVE 1400/15	108.57	76.72	1364	1388	59.8	58.2	0.90	1.10	1.71	1.78	4.00	4.00		135	M25
MVE 1700/15	137.31	91.98	1725	1664	61.8	59.4	1.15	1.30	2.16	2.09	4.70	4.50	T4	135	M25
MVE 2400/15	187.69	137.36	2358	2485	68.0	62.0	1.60	1.90	3.00	3.20	4.90	4.90		135	M25
MVE 2500/15	203.53	135.65	2557	2454	90.0	84.0	1.80	2.00	3.40	3.40	6.00	6.10	T4	135	M25
MVE 3000/15	248.66	169.75	3124	3071	97.5	87.0	1.90	2.30	3.70	3.80	6.50	6.60		135	M25
MVE 3800/15	306.69	204.74	3853	3704	130.4	118.4	2.20	2.60	4.12	4.15	6.80	6.80	T4	135	M32
MVE 4300/15	343.22	240.95	4312	4359	134.4	123.6	2.50	3.00	5.70	5.80	7.00	7.20		135	M32
MVE 5500/15	437.39	303.74	5495	5495	192.2	190.0	3.60	3.45	6.50	6.60	7.10	7.00	T4	135	M32

TYPE	Mechanical Features						Electric Features								
	Working moment		FC		Weight		Power		Current		Ia/In		Class Div.2	Ex	Cable
	Kgcm		Kg		Kg		Kw		A max (Δ)				Temp. Class	Temp. Class	
	50Hz	60Hz	50Hz	60Hz	50Hz	60Hz	50 Hz	60 Hz	50 Hz	60 Hz	50Hz	60Hz	(T)	(°C)	Glande
MVE 7200/15	576.76	397.32	7246	7188	253.0	246.6	5.00	6.00	9.60	9.41	6.80	6.90	T4	135	M32
MVE 9000/15	717.97	498.76	9020	9023	268.6	257.8	7.50	8.50	12.00	12.00	7.00	7.00		135	M32
MVE 10000/15	800.11	588.30	10052	10643	311.8	297.4	7.80	9.40	13.00	13.00	6.50	6.40	T4	135	M32

(*)=Working moment=2static moment



CE Declaration of conformity type A according to:
-73/23/EEC-2006/42/CE-EN60034-1

ETL - Class II Div.2 Group F,G - T4 - NEMA 4
- Conform to UL 1836, UL1004 Cert. CSA C22.2 NO100, NO145
- Intertek ETL - SEMCO File Number 3177001



TYPE	Dimensional Features																
	FIG.	Size	C		M		A	B	Ø G	Holes	D	E	F	H	I	L	N
			(mm)	(mm)	(mm)	(mm)	(mm)	(mm)	(mm)	n°	(mm)	(mm)	(mm)	(mm)	(mm)	(mm)	(mm)
MVE 40/15	A	10	211	45	*	*	*	4	130	136	12	48	94	121	85		
MVE 90/15	B	20	219	41	62-74	106	9	4	131	159	15	64	121	123	112		
MVE 200/15	C	30	260	43	***	***	***	4	154	175	15	79	142	163	131		
MVE 400/15	D	40	338	75	105	140	13	4	168	196	22	92	169	178	158		
MVE 500/15	D	40	338	75	105	140	13	4	168	196	22	92	169	178	158		
MVE 300/15	D	50	311	47	120	170	17	4	208	210	22	94	180	205	170		
MVE 700/15	D	50	397	90	120	170	17	4	208	210	22	94	180	205	170		
MVE1100/15	D	50	451	112	120	170	17	4	208	210	22	94	180	205	170		
MVE1400/15	D	60	448	98	140	190	17	4	229	247	30	120	247	220	222		
MVE1700/15	D	60	448	98	140	190	17	4	229	247	30	120	247	220	222		
MVE2400/15	D	60	510	448	129	98	140	190	17	4	229	247	30	120	247	220	222
MVE2500/15	D	70	522	486	123	105	155	225	22	4	272	284	40	140	267	250	235
MVE3000/15	D	70	522	486	123	105	155	225	22	4	272	284	40	140	267	250	235
MVE3800/15	D	75	588	538	140	115	155	255	23.5	4	302	318	35	147	295	273	264
MVE4300/15	D	75	588	140	155	255	23.5	4	302	318	35	147	295	273	264		
MVE5500/15	D	80	603	130	180	280	26	4	332	360	37	167	345	304	310		

TYPE	Dimensional Features																
	FIG.	Size	C		M		A	B	Ø G	Holes	D	E	F	H	I	L	N
			(mm)	(mm)	(mm)	(mm)	(mm)	(mm)	(mm)	(mm)	(mm)	(mm)	(mm)	(mm)	(mm)	(mm)	(mm)
MVE7200/15	D	85	605	120	200	320	28	4	385	410	49	200	422	325	378		
MVE9000/15	D	85	605	120	200	320	28	4	385	410	49	200	422	325	378		
MVE10000/15	E	90	726	646	160	120	125	380	38	6	452	430	44	204	422	367	378

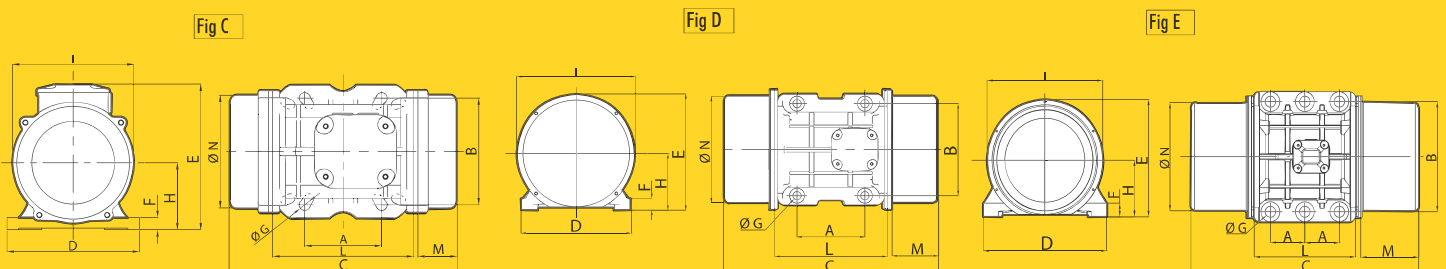
FigA

	A	B	Ø G
*	mm	mm	mm
	62-74	106	9
	33	83-102	7

FigC

	A	B	Ø G
	mm	mm	mm
***	80	110	11
	90	125	13
	124	110	11
	135	115	11

NOTE: Dimensions with coarse degree of accuracy related to UN22768/1



MVE - Standard Range

▶ 6 POLES

1000 - 1200 rpm



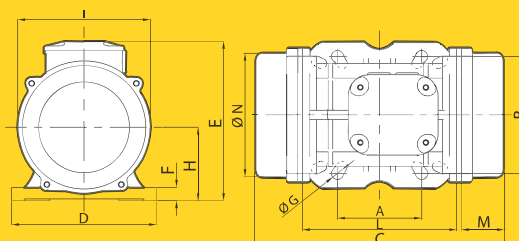
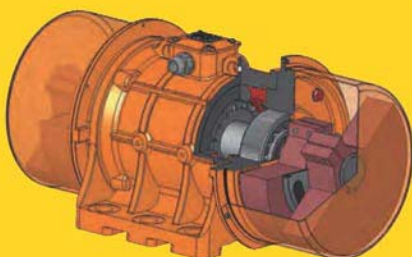
- II 3 D Ex tD A22 Tx IP66
 - TÜV NORD Statement of Conformity Number TUV05ATEX2768X
 - Equipment and protective system intended for use in potentially explosive atmospheres (Zone 22) - Directive 94/9/EC
 - Compliance with Essential Health and Safety Requirements
 - EN 61241-10

TYPE	Mechanical Features						Electric Features										
	Working moment		FC		Weight		Power				Current		Ia/In		Ⓜ	Ⓧ	Cable
	Kgcm		Kg		Kg		Kw		Hp		A max (Y)				Class II Div 2	II 3 D	
	50Hz	60Hz	50Hz	60Hz	50Hz	60Hz	50 Hz	60 Hz	50 Hz	60 Hz	50 Hz	60 Hz	50Hz	60Hz	Temp Class	Temp Class	
										400V	460V			(T)	(°C)		
MVE 50/1	9.49	6.59	53	53	10.4		0.12	0.14	0.16	0.19	0.40	0.40	1.00	1.00	T4	100	M20
MVE 100/1	18.80	13.18	105	106	12.2		0.12	0.14	0.16	0.19	0.40	0.40	1.00	1.00	T4	100	M20
MVE 200/1	33.49	23.38	187	188	19.6		0.18	0.21	0.24	0.28	0.53	0.51	1.00	1.00	T4	100	M20
MVE 300/1	56.93	39.85	318	320	26.6		0.35	0.38	0.47	0.51	0.67	0.64	2.50	2.50		100	M20
MVE 500/1	91.88	64.32	513	517	34.0		0.35	0.40	0.47	0.54	1.20	1.15	2.80	2.70	T4	100	M20
MVE 510/1	91.88	91.88	513	739	34.5		0.35	0.40	0.47	0.54	1.20	1.15	2.80	2.70		100	M20
MVE 800/1	137.37	108.58	767	873	61.8	59.4	0.68	0.76	0.91	1.02	1.29	1.26	2.80	2.80		135	M25
MVE1100/1	187.69	137.31	1048	1104	79.4	73.0	0.75	0.80	1.01	1.07	1.42	1.32	3.20	3.10	T4	135	M25
MVE1500/1	284.76	196.51	1590	1580	83.6	76.5	1.10	1.30	1.48	1.74	2.10	2.00	3.30	3.30		135	M25
MVE1600/1	299.63	203.47	1673	1636	99.8	89.0	1.10	1.30	1.48	1.74	2.83	3.22	3.70	3.60	T4	135	M25
MVE2100/1	373.05	248.74	2083	2000	114.3	100.5	1.50	1.80	2.01	2.41	3.00	3.00	4.30	4.40		135	M25
MVE2600/1	467.44	306.70	2610	2466	148.6	131.5	1.96	2.10	2.63	2.82	3.63	3.38	4.80	4.80	T4	135	M32
MVE3000/1	540.33	379.71	3017	3053	155.4	137.8	2.20	2.40	2.95	3.22	4.50	4.30	5.00	5.00		135	M32
MVE3800/1	680.38	437.41	3799	3517	215.6	194.8	2.50	3.00	3.35	4.02	4.67	4.88	5.90	6.00	T4	135	M32
MVE4700/1	838.34	584.17	4681	4697	230.8	212.4	3.20	3.90	4.29	5.23	6.50	6.00	5.50	5.70		135	M32
MVE5200/1	929.86	654.57	5192	5263	279.8	264.2	3.80	4.00	5.10	5.36	6.92	6.36	5.50	5.50	T4	135	M32
MVE6500/1	1165.19	823.96	6506	6625	304.4	280.7	4.30	5.00	5.77	6.71	7.76	7.81	6.20	6.00		135	M32

TYPE	Mechanical Features						Electric Features										
	Working moment		FC		Weight		Power				Current		Ia/In		Ⓜ	Ⓧ	Cable
	Kgcm		Kg		Kg		Kw		Hp		A max (Δ)				Class II	II 3 D	
	50Hz	60Hz	50Hz	60Hz	50Hz	60Hz	50 Hz	60 Hz	50 Hz	60 Hz	50 Hz	60 Hz	50Hz	60Hz	Temp Class	Temp Class	
										400V	460V			(T)	(°C)		
MVE8000/1	1435.98	929.80	8018	7476	325.2	290	7.10	7.50	9.52	10.06	12.60	11.60	6.00	6.20	T4	135	M32
MVE9000/1	1600.39	1165.23	8936	9369	337.8	307.6	7.50	8.30	10.06	11.13	13.20	12.60	6.30	6.20		135	M32
MVE10000/1	1788.44	1239.98	9986	9970	385.8	359.3	7.60	8.00	10.19	10.73	13.50	12.70	6.40	6.40	T4	135	M32
MVE13000/1	2329.84	1647.42	13009	13246	422.2	375.6	10.00	10.00	13.41	13.41	17.00	16.00	6.20	6.2		135	M32

(*)=Working moment=2static moment

Fig C



	A	B	Ø G
	mm	mm	mm
***	80	110	11
	90	125	13
	124	110	11
	135	115	11

CE Declaration of conformity type A according to:
-73/23/EEC-2006/42/CE-EN60034-1

ETL - Class II Div.2 Group F,G - T4 - NEMA 4
- Conform to UL 1836, UL1004 Cert. CSA C22.2 NO100, NO145
- Intertek ETL - SEMCO File Number 3177001

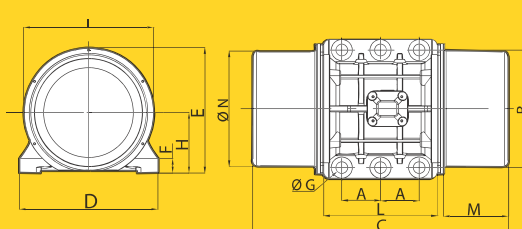
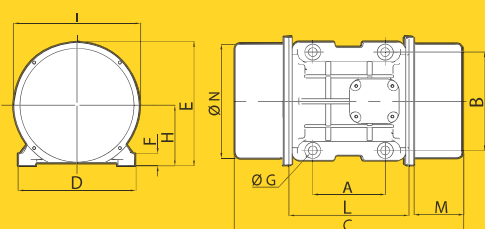


TYPE	Dimensional Features																
	FIG.	Size	C (mm)		M (mm)		A (mm)	B (mm)	Ø G (mm)	Holes n°	D (mm)	E (mm)	F (mm)	H (mm)	I (mm)	L (mm)	N (mm)
			50Hz	60Hz	50Hz	60Hz											
MVE 50/1	C	30	260		43		***	***	***	4	154	175	15	79	142	163	131
MVE 100/1	C	30	300		63		***	***	***	4	154	175	15	79	142	163	131
MVE 200/1	D	40	338		75		105	140	13	4	168	196	22	92	169	178	158
MVE 300/1	D	50	397		90		120	170	17	4	208	210	22	94	180	205	170
MVE 500/1	D	50	441		112		120	170	17	4	208	210	22	94	180	205	170
MVE 510/1	D	50	451		112		120	170	17	4	208	210	22	94	180	205	170
MVE 800/1	D	60	448		98		140	190	17	4	229	247	30	120	247	220	222
MVE 1100/1	D	60	510	448	129	98	140	190	17	4	229	247	30	120	247	220	222
MVE 1500/1	D	60	562	510	154	129	140	190	17	4	229	247	30	120	247	220	222
MVE 1600/1	D	70	556	522	140	123	155	225	22	4	272	284	40	140	267	250	235
MVE 2100/1	D	70	616	522	170	123	155	225	22	4	272	284	40	140	267	250	235
MVE 2600/1	D	75	708	588	200	140	155	255	23.5	4	302	318	35	147	295	273	264
MVE 3000/1	D	75	708	608	200	150	155	255	23.5	4	302	318	35	147	295	273	264
MVE 3800/1	D	80	683	603	170	130	180	280	26	4	332	360	37	167	345	304	310
MVE 4700/1	D	80	733	683	195	170	180	280	26	4	332	360	37	167	345	304	310
MVE 5200/1	D	85	685	605	160	120	200	320	28	4	385	410	49	200	422	325	378
MVE 6500/1	D	85	685		160		200	320	28	4	385	410	49	200	422	325	378
TYPE	Dimensional Features																
	FIG.	Size	C (mm)		M (mm)		A (mm)	B (mm)	Ø G (mm)	Holes n°	D (mm)	E (mm)	F (mm)	H (mm)	I (mm)	L (mm)	N (mm)
			50Hz	60Hz	50Hz	60Hz											
MVE 8000/1	D	85	785	685	210	160	200	320	28	4	385	410	49	200	422	325	378
MVE 9000/1	D	85	785	685	210	160	200	320	28	4	385	410	49	200	422	325	378
MVE10000/1	E	90	826		210		125	380	38	6	452	430	44	204	422	367	378
MVE13000/1	E	90	926	826	260	210	125	380	38	6	452	430	44	204	422	367	378

NOTE: Dimensions with coarse degree of accuracy related to UN/D2768/1

Fig D

Fig E



MVE - Standard Range

▶ 8 POLES

750 - 900 rpm



- II3 D Ex tD A22 Tx IP66
 - TÜV NORD Statement of Conformity Number TUV05ATEX2768X
 - Equipment and protective system intended for use in potentially explosive atmospheres (Zone 22) - Directive 94/9/EC
 - Compliance with Essential Health and Safety Requirements
 - EN 61241-10

TYPE	Mechanical Features				Electric Features								
	Working moment(*) Kgcm 50Hz - 60Hz	FC Kg 50Hz 60Hz		Weight Kg 50Hz - 60Hz	Power Kw 50 Hz 60 Hz		Current A max (Y) 50 Hz 60 Hz 400V 460V		Ia/In 50Hz 60Hz		Ⓢ	Ⓜ	Cable Glande
		Class II Div.2 Temp. Class (T)	II3 D Temp. Class (°C)		T4	T4	T4	T4					
									Temp. Class (°C)				
MVE150/075	33.39	105	151	21.4	0.23	0.25	1.14	1.14	1.50	1.50	T4	100	M20
MVE250/075	56.93	179	257	29.5	0.35	0.38	1.15	1.15	1.70	1.70	T4	100	M20
MVE400/075	84.02	264	380	35.0	0.35	0.38	1.15	1.15	1.90	1.90		100	M20
MVE650/075	137.31	431	621	64.7	0.50	0.60	1.20	1.20	2.20	2.20	T4	135	M25
MVE900/075	187.72	589	849	71.0	0.65	0.78	1.23	1.29	2.50	2.50		135	M25
MVE1300/075	299.60	941	1355	99.8	1.00	1.10	1.86	1.83	3.00	3.00	T4	135	M25
MVE2100/075	467.41	1468	2114	150.4	1.50	1.80	2.81	2.89	4.20	4.10	T4	135	M32
MVE3100/075	680.34	2137	3077	212.2	2.00	2.30	3.79	3.77	4.00	4.00	T4	135	M32
MVE3800/075	838.43	2633	3792	230.2	2.50	3.00	6.00	6.00	3.90	4.00		135	M32
MVE4200/075	929.74	2920	4205	284.5	2.90	3.40	6.50	6.50	3.80	3.70	T4	135	M32
MVE5300/075	1165.22	3660	5270	305	4.00	4.30	8.50	8.00	3.80	4.20		135	M32
MVE6500/075	1435.85	4510	6494	324.4	5.00	5.90	10.00	10.00	3.60	4.00	T4	135	M32

TYPE	Mechanical Features				Electric Features								
	Working moment(*) Kgcm 50Hz - 60Hz	FC Kg 50Hz 60Hz		Weight Kg 50Hz - 60Hz	Power Kw 50 Hz 60 Hz		Current A max (Δ) 50 Hz 60 Hz 400V 460V		Ia/In 50Hz 60Hz		Ⓢ	Ⓜ	Cable Glande
		Class II Div.2 Temp. Class (T)	II3 D Temp. Class (°C)		T4	T4	T4	T4					
									Temp. Class (°C)				
MVE10000/075	2200.43	6911	9952	422.2	6.80	7.50	13.50	12.5	3.5	4.2	T4	135	M32

(*)=Working moment=2xstatic moment

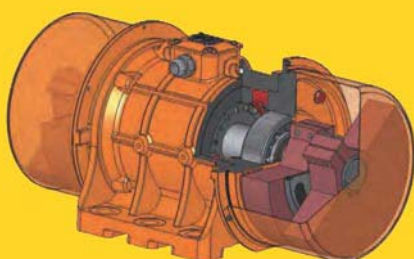
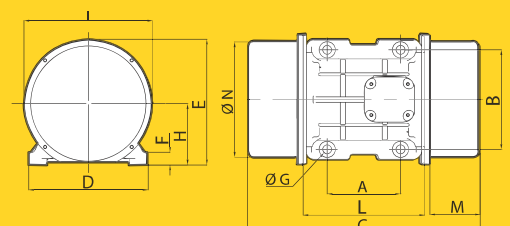


Fig D



CE Declaration of conformity type A according to:
-73/23/EEC-2006/42/CE-EN60034-1

ETL - Class II Div.2 Group F,G - T4 - NEMA 4
- Conform to UL 1836, UL1004 Cert. CSA C22.2 NO100, NO145
- Intertek ETL - SEMCO File Number 3177001



TYPE	Dimensional Features														
	FIG.	Size	C	M	A	B	Ø G	Holes	D	E	F	H	I	L	N
			(mm) 50Hz - 60Hz	(mm) 50Hz - 60Hz	(mm)	(mm)	(mm)	(mm)	n°	(mm)	(mm)	(mm)	(mm)	(mm)	(mm)
MVE 150/075	D	40	338	75	105	140	13	4	168	196	22	92	169	178	158
MVE 250/075	D	50	397	90	120	170	17	4	208	210	22	94	180	205	170
MVE 400/075	D	50	441	112	120	170	17	4	208	210	22	94	180	205	170
MVE 650/075	D	60	448	98	140	190	17	4	229	247	30	120	247	220	222
MVE 900/075	D	60	510	129	140	190	17	4	229	247	30	120	247	220	222
MVE 1300/075	D	70	556	140	155	225	22	4	272	284	40	140	267	250	235
MVE 2100/075	D	75	708	200	155	255	23.5	4	302	318	35	147	295	273	264
MVE 3100/075	D	80	683	170	180	280	26	4	332	360	37	167	345	304	310
MVE 3800/075	D	80	733	195	180	280	26	4	332	360	37	167	345	304	310
MVE 4200/075	D	85	685	160	200	320	28	4	385	410	49	199	422	325	378
MVE 5300/075	D	85	685	160	200	320	28	4	385	410	49	199	422	325	378
MVE 6500/075	D	85	785	210	200	320	28	4	385	410	49	199	422	325	378
TYPE	Dimensional Features														
	FIG.	Size	C	M	A	B	Ø G	Holes	D	E	F	H	I	L	N
			(mm) 50Hz - 60Hz	(mm) 50Hz - 60Hz	(mm)	(mm)	(mm)	(mm)	n°	(mm)	(mm)	(mm)	(mm)	(mm)	(mm)
MVE 10000/075	E	90	926	260	125	380	38	6	452	430	44	204	422	367	378

NOTEDimensionswithcoarsedegreeofaccuracyrelatedtoJND22768/1

Fig E

