


3. Standards

3.7 Mounting arrangements

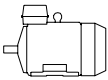
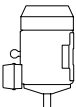
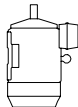
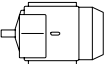
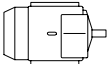
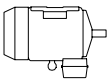
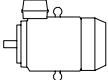
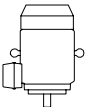
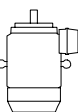
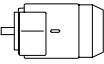
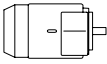
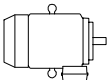
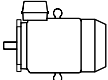
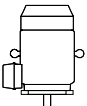
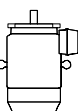
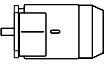
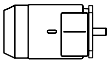
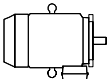
International standards

IM Mounting arrangements

Example of designations according to Code II



Examples of common mounting arrangements

Code I	IM B3	IM V5	IM V6	IM B6	IM B7	IM B8
Code II	IM 1001	IM 1011	IM 1031	IM 1051	IM 1061	IM 1071
Foot-motor.						
Code I	IM B5	IM V1	IM V3	*)	*)	*)
Code II	IM 3001	IM 3011	IM 3031	IM 3051	IM 3061	IM 3071
Flange-mounted motor, large flange with clearance fixing holes.						
Code I	IM B14	IM V18	IM V19	*)	*)	*)
Code II	IM 3601	IM 3611	IM 3631	IM 3651	IM 3661	IM 3671
Flange-mounted motor, small flange with tapped fixing holes.						

*) Not stated in in IEC 34-7